




Techno India Group Public School, Konnagar
Summer Holiday Homework 2019-20
Class KG



LET'S BEAT THE HEAT, WHEN SUMMER IS AT IT' S PEAK!!!!

Dear Parents,

The long awaited summer vacation is here when you will get an opportunity to spend quality time with your child. As parents and teachers, we understand the importance of developing the habit of eating healthy food amongst our little ones. This is the best time when you can inculcate the habit of eating healthy food in your child. Therefore, the theme for the Holiday Homework is:

“FRUITY TIME!!”



Here are few interesting activities that will keep your child engrossed indoors:

1. Read any story book related to fruits for your child. Also encourage her/him to read the book. When the child comes back to the school, she/he should be able to narrate the story in her/his own words in English. (Read at least two books)
2. Talk to your child about the fruit, 'Mango'. Prepare her/him for show and tell activity to be held after the summer vacation covering the following information:

Make puppets with ice cream sticks of Mango Family!! As shown below:



Share following information with your child-

- Season (in which season mango is available)
- Places where mangoes are found
- Names of different variety of mangoes and their taste (go to any fruit market . Let your child eat different varieties of mangoes and discuss about their taste)
- Various things we can make using mangoes e.g. ice-creams, cakes, pastries, pickle, chutney, mango shake, mango lassi etc.(Also talk about their taste and differentiate on the basis of sweet and sour. Let them observe the procedure of making the recipes carefully and enjoy the preparation with the family.)



3. Encourage your child to inculcate any hobby like drawing, painting, music, dance etc.

4. Make a routine for your child to play, revise concepts and watch T.V.

Suggested Television Channels:

- Discovery Kids
- National Geographic
- Disney Junior

Suggested Movies to watch:

- The Jungle Book
- Kung fu Panda
- Baby's Day out
- Stuart Little
- Toy Story-part 1,2,3

5. Take your child with his/ her grandparents for any two of the following fun rides (any 2)

Boat ride over Ganges.

AC bus ride ****Click photographs of your rides and stick them in the scrapbook

Metro ride

Tram ride

6. We suggest you may visit any one of the following places with your child:

Science City

Eco park ****Click photographs of your rides and stick them in the scrapbook

Nicco park

Victoria memorial

7. "Little chef at work!!"

Help your little ones to make "Fruit Salad". Use different types of summer fruits, dice them and help your ward to arrange and garnish them on the plate. Talk with them about the different tastes and colours of fruits. Lastly, enjoy the fruit salad together with your family. Do not forget to click photograph while your little one is in the action of a CHEF!! Paste the photo in your scrap book.



Social Skills:

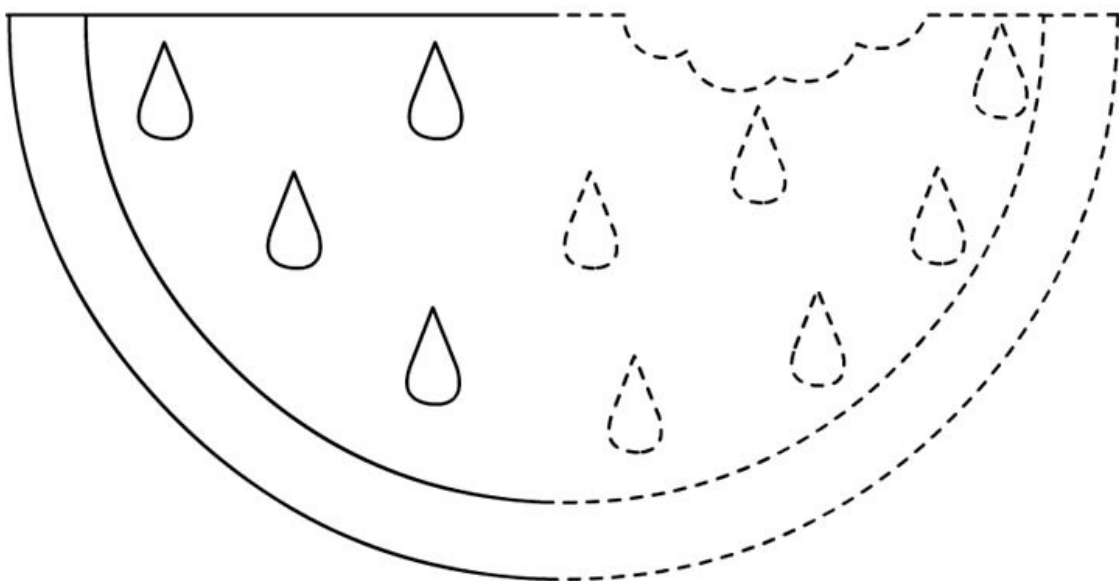
Help your child become caring human being by developing the following habits like:

- Giving respect to her/his elders and loving her/his younger ones
- Wishing and welcoming guests.
- Spending time with grandparents.
- Keeping the house clean.
- Helping you in arranging dining table, after eating keep her/his plate in the kitchen.
- .Arranging her/his toy shelf.
- Making her/ his own bed.
- Watering the plants.
- Taking care of pets. (In case, you have any)
- Using four magical words – PLEASE, SORRY, THANK YOU and EXCUSE ME.

Personal Hygiene:

Encourage your child to take care of personal hygiene by inculcating the following habits:

- Covering her/his nose and mouth when she/he coughs or sneezes.
- Avoid licking her/his finger (such as when turning pages in a book)
- Avoid eating uncovered food.
- Avoid sharing towel, handkerchief, brush with other people.



Worksheet No.1

Do paper tearing and pasting in Ice- Cream



Worksheet No.2

Know yourself better

Instructions

- Go and stand in front of the mirror.
- Recite the rhyme which is mentioned below:

I look in the mirror
And what do I see?
A pair of eyeslook back at me
A nose, two ears, two eyebrows too,
Two lips and teeth, to say "I love you!"
I look in the mirror
And what do I see
I look in the mirror and I see me.

How many eyes you have?

How many nose you

How many ears you have





How many hands you

How many legs you have?

How many fingers you have?

Draw your face in the box: Are you happy or sad? _____



			1	2	3	4
				5	6	

Cut and paste the parts of the face



mouth



nose



eye



eye








ear



hair

Worksheet : 4

Count and circle the number of fish

	1	2	3	4
	1	2	3	4
	1	2	3	4
	1	2	3	4
	1	2	3	4

